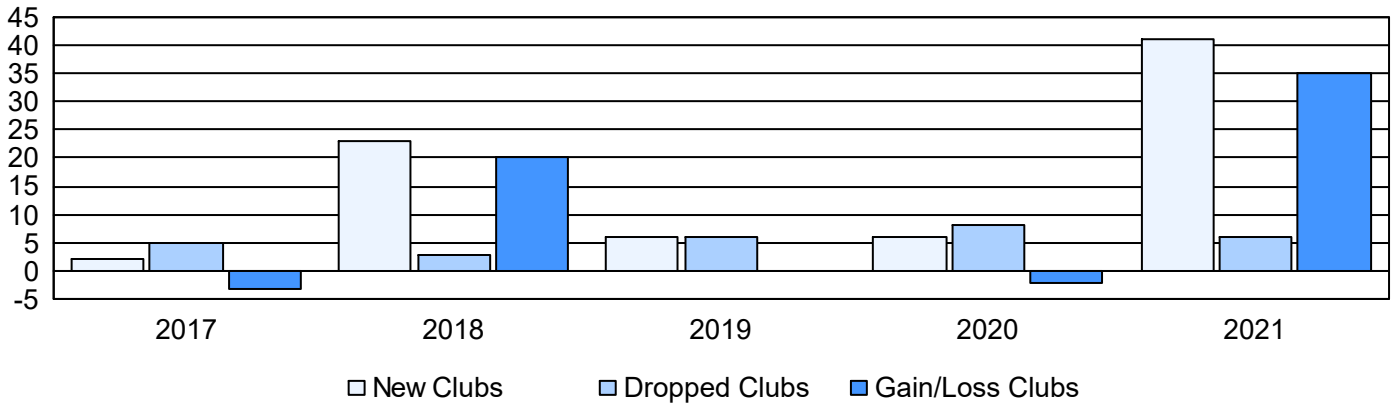
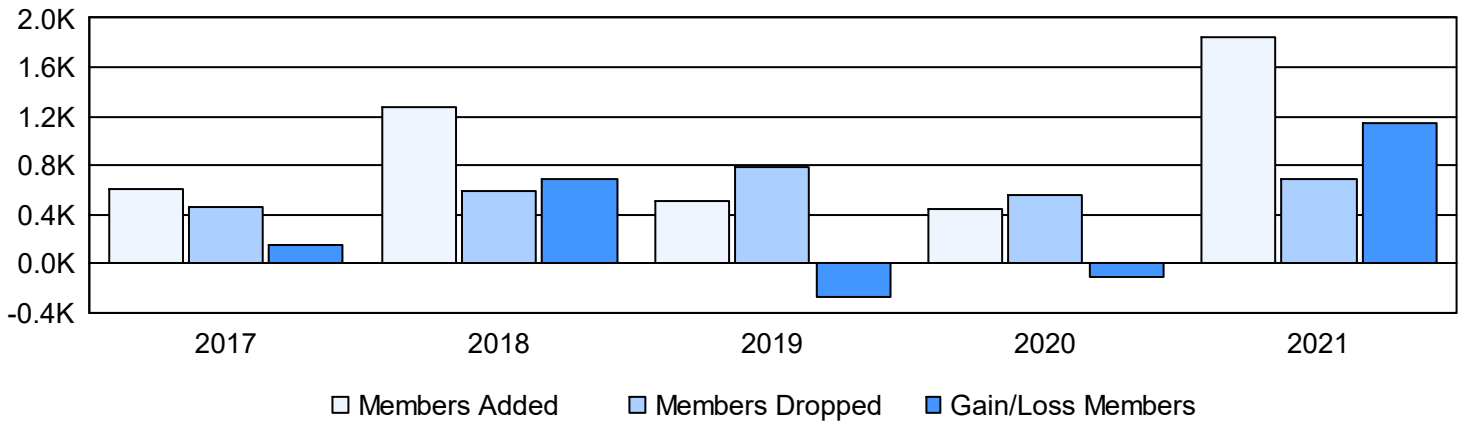


| Year           | New Clubs | Dropped Clubs | Gain/ Loss Clubs | New Members | Charter Members | Reinstate Members | Transfer Members | Total Member Added | Total Members Dropped | Gain/ Loss Members |
|----------------|-----------|---------------|------------------|-------------|-----------------|-------------------|------------------|--------------------|-----------------------|--------------------|
| 2016-2017      | 2         | 5             | -3               | 452         | 89              | 47                | 16               | 604                | 454                   | 150                |
| 2017-2018      | 23        | 3             | 20               | 629         | 583             | 44                | 22               | 1,278              | 594                   | 684                |
| 2018-2019      | 6         | 6             | 0                | 269         | 147             | 59                | 30               | 505                | 778                   | -273               |
| 2019-2020      | 6         | 8             | -2               | 244         | 156             | 28                | 20               | 448                | 550                   | -102               |
| 2020-2021      | 41        | 6             | 35               | 594         | 1,142           | 70                | 33               | 1,839              | 695                   | 1,144              |
| <b>Average</b> | <b>16</b> | <b>6</b>      | <b>10</b>        | <b>438</b>  | <b>423</b>      | <b>50</b>         | <b>24</b>        | <b>935</b>         | <b>614</b>            | <b>321</b>         |

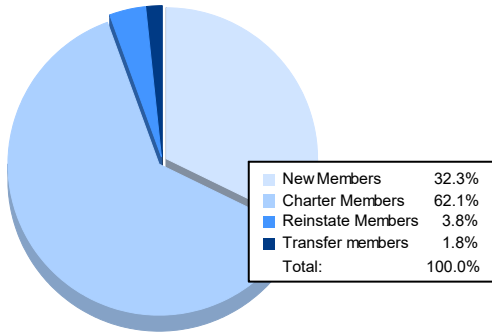
### Clubs



### Members



### Membership Composition June 2021 Cumulative



### Gender Composition June 2021 Cumulative

